


SCANIA MARINE ENGINE: EU RCD STAGE II, US TIER 3 FOR PLEASURE CRAFT

13-LITRE ENGINE



Engine description

DI13 304M. 662 kW (900 hp)

Engine speed	2,300 rpm
Emission compliance	EU RCD Stage II, US Tier 3 for pleasure craft
Rating	Pleasure craft
No of cylinders	6 in-line
Working principle	4-stroke
Displacement	12.7 litres
Weight	1,285 kg (excluding oil and coolant)
Oil capacity	39-45 litres (standard oil sump)
Electrical system	2-pole, 24 V DC

The marine engines from Scania are based on a robust design with a strength optimized cylinder block containing wet cylinder liners that can easily be exchanged. Individual cylinder heads with 4 valves per cylinder promotes reparability and fuel economy.

The engine is equipped with a Scania developed Engine Management System, EMS, to ensure the control of all aspects related to engine performance. The injection system is Scania's XPI (extra high pressure fuel injection), a common rail system that gives low exhaust emissions with good fuel economy and a high torque.

The engine can be equipped with many accessories such as air cleaners, PTOs, transmissions and instrumentation, to suit a variety of installations.

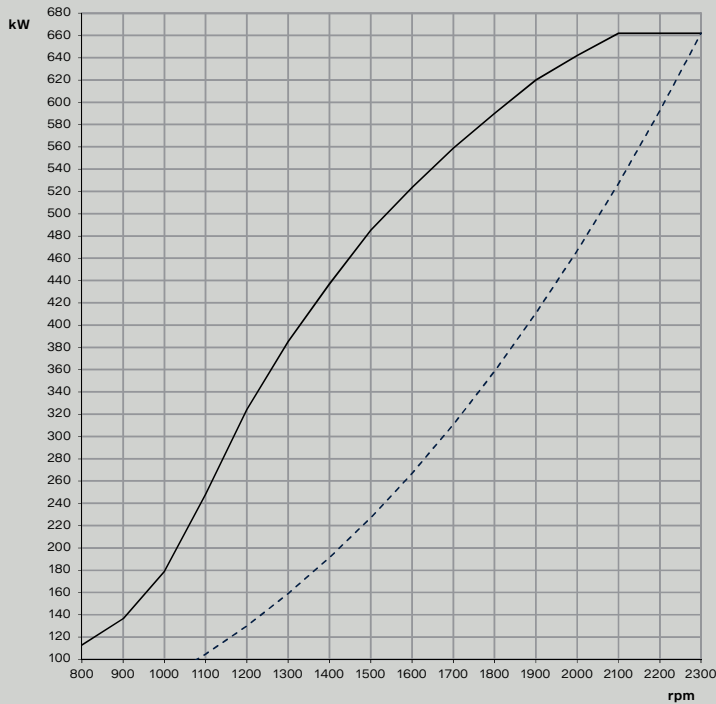
Standard equipment

- Scania Engine Management System, EMS
- Extra high pressure fuel injection system, XPI
- Turbocharger
- Saver ring in cylinder liner
- Fuel filter and extra pre-filter with water separator
- Oil filter, full flow
- Centrifugal oil cleaner
- Oil cooler, integrated in cylinder block
- Oil filler, in cylinder block
- Deep front oil sump with ladder frame
- Oil dipstick, in cylinder block
- Starter motor, 2-pole 7.0 kW
- Alternator, 2-pole 100 A
- Flywheel SAE 14
- Silumin flywheel housing, SAE 1 flange
- Front-mounted engine suspension
- Protection covers
- Closed crankcase ventilation
- Sea water pump
- Heat exchanger with expansion tank

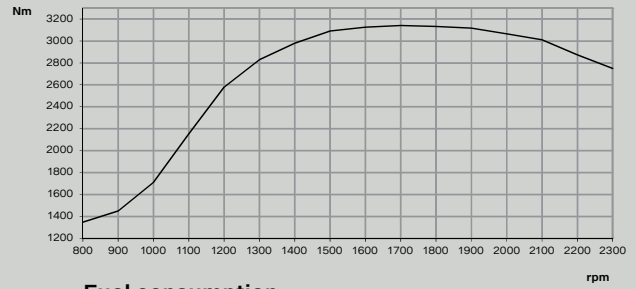
Pleasure craft: Intended for intermittent use where rated power is available 1 hour/20-hour period. Accumulated load factor must not exceed 50% of rated power. Accumulated total service time max. 500 h/year.

Power charts

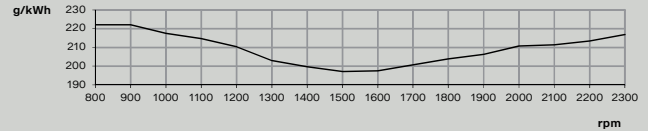
Power



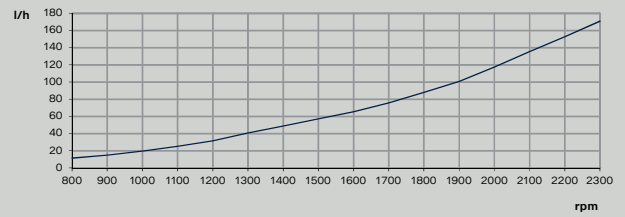
Torque



Fuel consumption



Fuel consumption, propeller curve

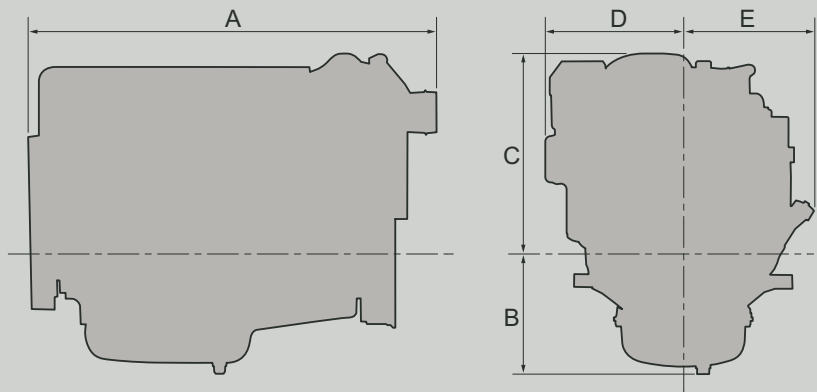


Test conditions. Air temperature +25 °C. Barometric pressure 100 kPa (750 mmHg). Humidity 30%. Diesel fuel acc.to ECE R 24 Annex 6. Density of fuel 0,840 kg/dm³. Viscosity of fuel 3.0 cSt at 40 °C. Energy value 42,700 kJ/kg. **Power test code** ISO 3046. Power and fuel values +/-3%.

Dimensions

A Overall length	1,536
B Centre of crankshaft to bottom	448
C Centre of crankshaft to top	770
D Centre of crankshaft to right-hand side	502
E Centre of crankshaft to left-hand side	471

All dimensions indicated in mm.



Technical data

	Engine speed (rpm)				
	1,200	1,500	1,800	2,100	2,300
Gross power (kW)	324	485	590	662	662
Gross power (hp, metric)	441	660	803	900	900
Gross power, propeller curve (kW)	130	227	359	527	662
Gross power, propeller curve (hp, metric)	177	309	488	717	900
Gross torque (Nm)	2,580	3,090	3,131	3,010	2,749
Spec. fuel consumption at full load (g/kWh)	210	197	204	211	217
Spec. fuel consumption, propeller curve (l/h)	32	57	88	135	171
Heat rejection to coolant (kW)	270	347	425	501	518