



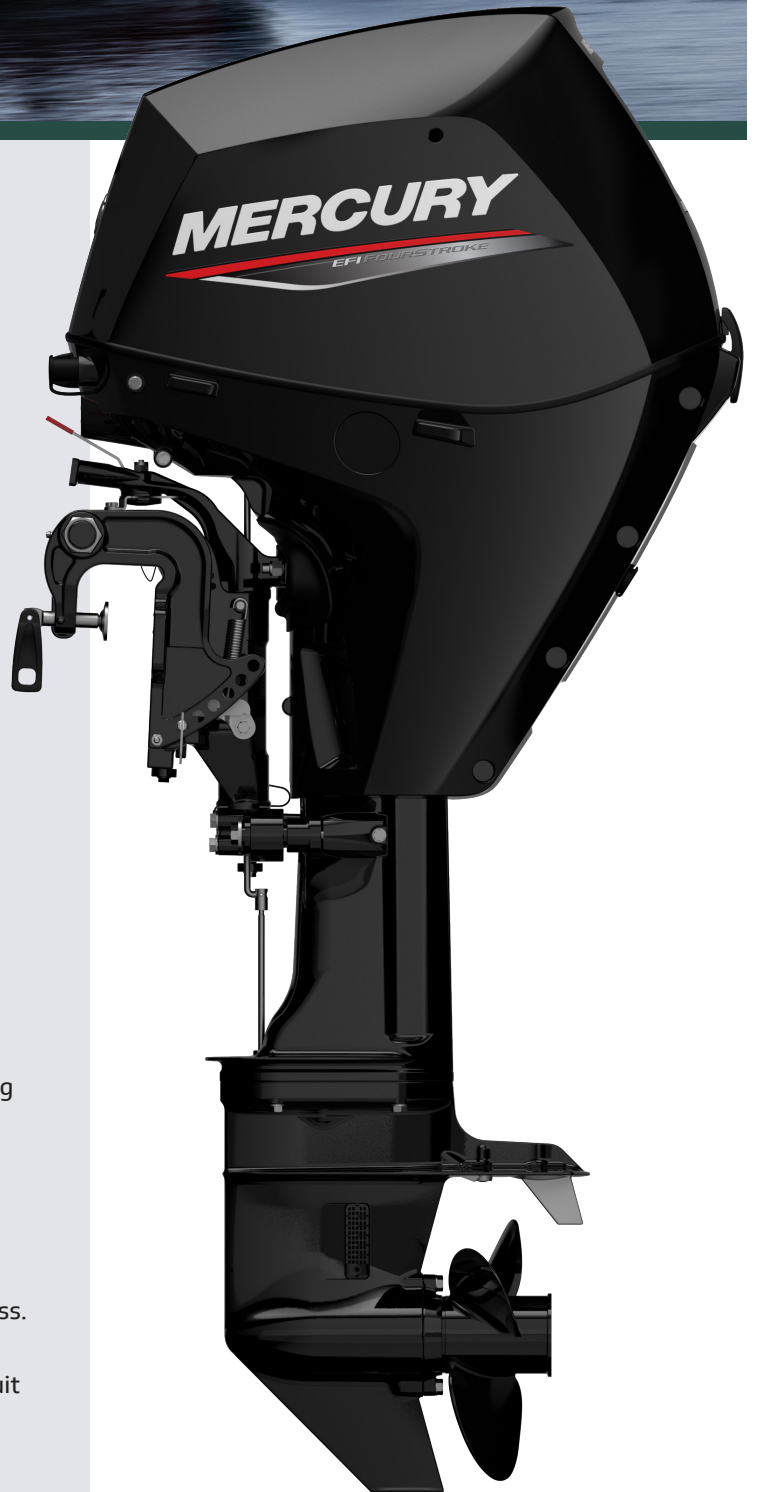
25 & 30HP FourStroke

QUICK. RELIABLE. EFFICIENT.

Mercury 25 and 30hp FourStroke outboards make light work of your biggest adventures. Quick and compact. Reliable and durable. Efficient and easy to own. FourStroke outboards bring big capabilities to small vessels.

- SmartCraft® digital technologies make boating easier and more enjoyable.
- Pound for pound, these outboards are big performers. They're among the lightest 3-cylinder outboards in their class.
- With remote or tiller controls, manual or power trim, and electric or manual start, you can configure your engine to suit your boating needs.

LEARN MORE AT MERCURYMARINE.COM/25-30hpFourStroke



 **MERCURY**
GO BOLDLY.®

BUILT FOR BIG ADVENTURES

FourStroke outboards are optimized for reliable performance and fun in all seasons. The 3-cylinder, single-overhead cam design delivers exceptional speed and acceleration to power you on your next adventure.

POWER TO MOVE MORE

A 500cc powerhead generates impressive torque to move heavy loads with ease.

RELIABLE STARTING

Electronic fuel injection (EFI) provides surefire starts in any weather. On manual-start engines, battery-free EFI delivers efficient, reliable performance without a bulky cranking battery.

SMOOTH AND QUIET BY DESIGN

Small boats position you close to the engine. So we balanced the powerhead to make it smoother and crafted soft-rubber mounts that isolate vibration and direct it away. Whether you're fishing in a quiet cove or having a conversation, you'll enjoy every minute on the water.

EASY TO OWN

Our maintenance-free valve train requires no regular service and no adjustments for the life of the engine.

17-AMP ALTERNATOR

Even at low speeds, the alternator generates powerful battery-charging output to keep your onboard electronics humming.




CUSTOM-MATCHED BLACK MAX[®] PROPELLERS

Choose the perfect prop to extract total performance from your boat and engine combination.

PROPELLER SELECTOR

Propeller Size Diameter X Pitch	Part No.
10.9 X 10	8M0185635
10.7 X 11	8M0185636
10.6 X 12	8M0185637
10.5 X 13	8M0185638

AVAILABLE TILLERS



OVERSIZED SHIFT LEVER

EASY-REACH POWER TRIM**

STANDARD TILLER

Available as a package with the engine.

22.69 INCHES

REVERSIBLE CONTROL

Reversible throttle grip rotation for easy control with your preferred steering hand.

FULL ADJUSTABILITY

Multiple lateral positions and adjustable down-stop for comfortable steering while seated or standing.

ENGINE STOP BUTTON

MID-SIZE TILLER CONVERSION KIT

Available separately from the engine.

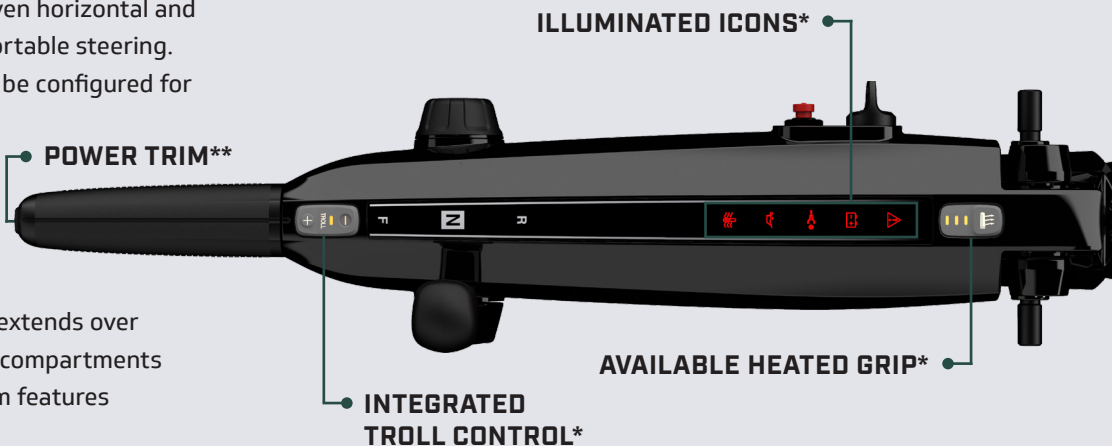
31.53 INCHES

REVERSIBLE & ADJUSTABLE

Ratcheting tiller handle with seven horizontal and four vertical positions for comfortable steering. Throttle grip and shift lever can be configured for left- or right-handed steering.

EXTRA REACH FOR FULLY RIGGED BOATS

Nearly 39% longer tiller handle extends over rear casting deck or aft storage compartments for easier control, while premium features enhance the driving experience.



ILLUMINATED ICONS*

POWER TRIM**

INTEGRATED TROLL CONTROL*

AVAILABLE HEATED GRIP*

*Electric start models only. **Power trim models only.

ENGINEERED TOUGH

Harsh marine conditions are no match for our fully sealed electrical components, highly durable finishes and the industry's most advanced corrosion-resistant alloys. These engines are so tough that Mercury backs them with a three-year limited warranty and the industry's only three-year corrosion warranty for recreational use.

LESS MAINTENANCE. MORE TIME ON THE WATER.

We made maintenance easier with features like a no-spill oil change system, easy-out filters and a gearcase that will fully drain from any tilt position. It's simple enough that you can complete the job anywhere, from a remote outpost to your garage at home.

SmartCraft® THE POWER TO DO MORE

Fully integrated and totally coordinated, Mercury SmartCraft digital technologies let you optimize your engine for a safer, easier, more enjoyable boating experience.



VESSELVIEW® LINK AND SMARTCRAFT CONNECT

Monitor performance on the screens you use most by connecting your engine with your favorite fish-finding display from Lowrance®, Simrad®, Garmin® or Raymarine®.

VESSELVIEW MOBILE®

Use your mobile device to monitor performance data and track engine maintenance. You can even share reports with your dealer to coordinate service from anywhere.

TROLL CONTROL

With Troll Control, you can lock in engine rpm with one touch, then adjust in 10-rpm increments. It's the ultimate in speed control for anglers.

SPECIFICATIONS

HORSEPOWER	25	30
HP/kW @ Prop	25/18.4	30/22.1
Max RPM (WOT)	5400-5800	5800-6200
Cylinder/Configuration	I-3	I-3
Displacement	500cc (30.5 cu in)	500cc (30.5 cu in)
Bore & Stroke (in / mm)	2.40 x 2.24 / 61 x 57	2.40 x 2.24 / 61 x 57
Fuel Induction System	2-Valve, Single Overhead Cam (SOHC)	2-Valve, Single Overhead Cam (SOHC)
Fuel System	Electronic Fuel Injection (EFI)	Electronic Fuel Injection (EFI)
Alternator Amp/Watt	17/210 Electric	17/210 Electric
Starting	Manual or Electric	Manual or Electric
Gear Ratio	2.17:1	2.17:1
Trim Positions	6 Manual or Power Trim and Tilt	Gas Assist or Power Trim and Tilt
Shallow-Water Drive	Standard	Standard
Remote Fuel Tank (Gal / L)	Standard 6.6 / 25	Standard 6.6 / 25
Operator Warning System	Engine Guardian	Engine Guardian
Shaft Length (in)	15/20	15/20
Shaft Length (mm)	381/508	381/508
Dry Weight (lbs/kgs)	132/59.9	145/65.7

*Dry Weight: Lightest Version model, excludes engine oil, rigging, hardware.

Engine data is based on Mercury internal testing. LOWRANCE is a registered trademark of Navico Holding AS Corporation. SIMRAD is a registered trademark of Kongsberg Maritime AS Copmany. GARMIN is a registered trademark of Garmin Ltd. RAYMARINE is a registered trademark of Teledyne FLIR, LLC. All other trademarks belong to Brunswick Corporation.